



Local Area Guide

for health and social care international recruits



*Blending
innovation with
green living.*

Stevenage, Hitchin
and Letchworth



About this guide

This guide is intended to provide an overview of the local area to include guidance on travel distances, potential areas in which to live, tips for finding accommodation and contact details for local letting agents. Should you require any further assistance please speak to your employer who will be able to provide you further information.

This Hertfordshire trio offers diverse experiences: **Stevenage's** modernity, **Hitchin's** traditional market town charm, and **Letchworth's** pioneering garden city design, blending urbanity with green living.



About Stevenage, Hitchin and Letchworth

- Stevenage, Hitchin and Letchworth in Hertfordshire offer a unique mix of modern urban living and traditional English charm.
- Stevenage, around 29 miles (47 km) north of London, is a New Town known for its planned layout and extensive cycle network.
- Hitchin, with its beautiful market town centre and Hitchin Lavender Farm, offers a picturesque and tranquil setting.
- Letchworth Garden City, the world's first garden city, is celebrated for its innovative design and green spaces.
- The area provides an ideal blend of historical interest, modern convenience,

Getting around

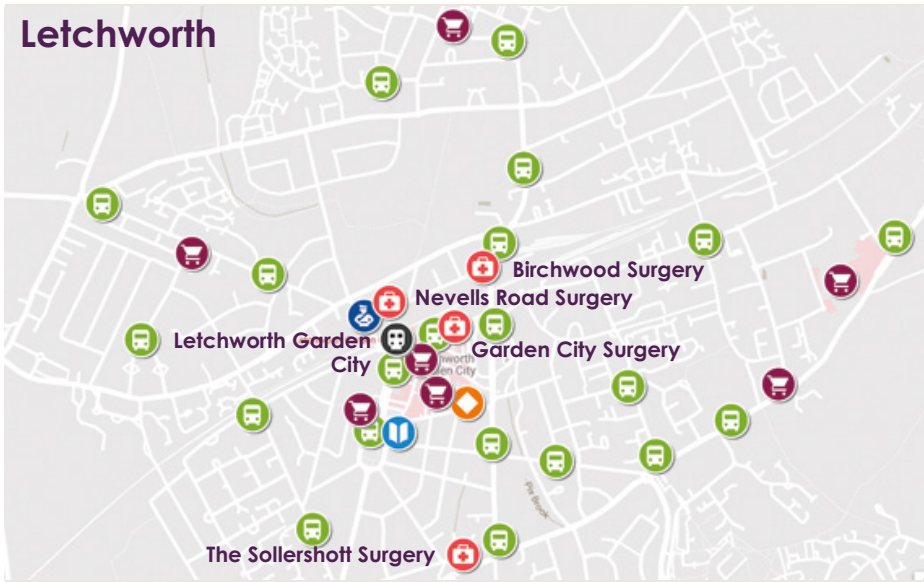
By bus

- Arriva and Centrebus operate services in these areas, connecting the towns to each other and to nearby locations such as Bedford and Welwyn Garden City.
- Visit arrivabus.co.uk and centrebus.info for routes and timetables.

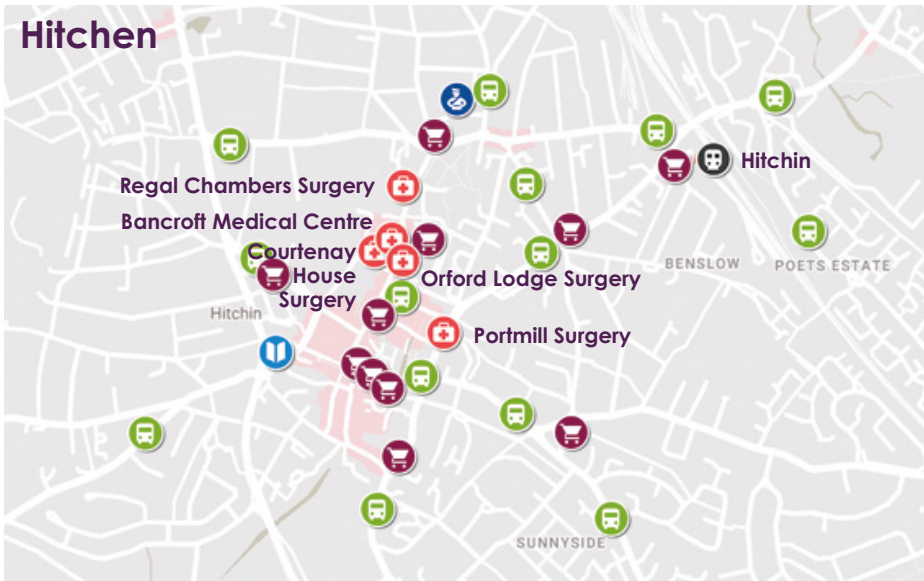
By rail

- Stevenage Station: Direct services to London King's Cross (approx. 25 minutes) and Cambridge.
- Hitchin Station: Trains to London King's Cross (approx. 30 minutes) and the North.
- Letchworth Garden City Station: Services to London and Cambridge.
- Train services are primarily operated by Great Northern and Thameslink. Visit nationalrail.co.uk for schedules.

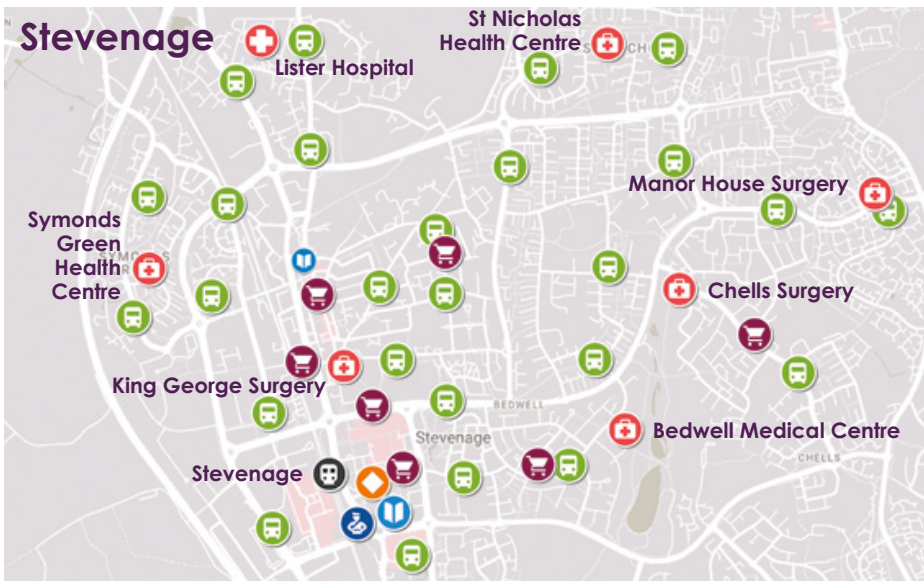
Letchworth



Hitchin



Stevenage



Key

- Train station
- Bus stop
- Supermarket
- Medical centre
- Library
- Police station
- Bus station
- Council offices

Finding accommodation

When renting property, UK law says that landlords must check that you are who you say you are and that you are allowed to live in the UK. More information on proving your right to rent property can be found at [gov.uk/prove-right-to-rent](https://www.gov.uk/prove-right-to-rent)

Useful tips

When considering a new home, it's crucial to think about your preferred location. Deciding on an area simplifies the search. Consider proximity to your workplace and essential amenities like shops, gyms, supermarkets, churches, childcare facilities, schools, and parks. Research public transport availability, including the frequency, cost, and travel times of bus services, as well as the location of train and bus stations. Remember, rural areas often have less public transport than major cities or towns. Communities 1st has developed a Top Tip Guide for finding Accommodation in the UK.

Be aware that some landlords offer "all inclusive" rent, which might cover some of these costs. It's important to understand exactly what is included in the rent before committing to a property.

Before moving into a rental property, you will typically need to pay the first month's rent in advance, a tenancy deposit, and possibly a holding deposit if you're renting through a letting agent. For advice on paying bills visit: [moneyhelper.org.uk/en/homes/renting](https://www.moneyhelper.org.uk/en/homes/renting)

Rental cost guide (£/pcm)

Number of bedrooms

Studio	£900
1 Bed	£1,050
2 Bed	£1,250
3 Bed	£1,650

Local letting/estate agents

Acorn
 Charter Whyman
 Country Properties
 Michael Graham
 Satchells Estate Agents

Agent portals

homestay.com
 onthemarket.com
 rightmove.co.uk
 zoopla.co.uk

Stevenage, Hitchin and Letchworth



Local NHS services and facilities

GP Practices: Numerous practices in Stevenage, Hitchin and Letchworth. To find a local GP, visit [nhs.uk](https://www.nhs.uk)

Walk-in Centres and Minor Injury Units: For non-emergency care, there are various centres in and around Stevenage, Hitchin and Letchworth.

Lister Hospital in Stevenage: A major hospital offering a wide range of services, including A&E. Located about five minutes from Stevenage town centre.

Hitchin and Letchworth: Residents typically use Lister Hospital for major health services.

East and North Hertfordshire NHS Trust manages Lister Hospital. Contact: **01438 314333**.

Useful contacts

NHS	111 or in an emergency 999
Hertfordshire Police	101 or in an emergency 999
Stevenage Borough Council	01438 242242
North Hertfordshire District Council	01462 474000
Hertfordshire County Council	0300 123 4040
Citizens Advice Hertfordshire	0800 144 8848

Who are Communities 1st?



1st Floor, Ver House,
Park Estate, Frogmore
St Albans AL2 2WH

[communities1st.org.uk](https://www.communities1st.org.uk)

Communities 1st is committed to offering rounded pastoral support for international health and social care recruits transitioning to life in the UK. Our comprehensive service, delivered through a combination of dedicated staff and enthusiastic volunteer buddies, focuses on individualised 1:1 support and a range of group activities, ensuring a smooth integration into the UK lifestyle.

Don't miss the opportunity to benefit from our well-structured and holistic programmes. Reach out to us today to find out how we can collaborate to create a positive and seamless transition for your recruits.

For more information

Visit: www.communities1st.org.uk
Email: buddy@communities1st.org.uk
Call: **01727 649980**

@Communities1st

