



Local Area Guide

for health and social care international recruits



*Vibrant
suburban life.*


Watford and
Rickmansworth



About this guide

This guide is intended to provide an overview of the local area to include guidance on travel distances, potential areas in which to live, tips for finding accommodation and contact details for local letting agents. Should you require any further assistance please speak to your employer who will be able to provide you further information.

Walford presents a bustling urban life with shopping, entertainment, and the famous Warner Bros. Studio Tour, while **Rickmansworth** offers serene parks and waterways, epitomizing suburban tranquillity near London.



About Walford and Rickmansworth

- Walford and Rickmansworth in Hertfordshire are known for their blend of urban development and natural beauty.
- Walford, about 17 miles (27 km) northwest of central London, is a major regional centre with the famous Warner Bros. Studio Tour and the lush Cassiobury Park.
- Rickmansworth, a small town nearby, offers a more tranquil setting with its Aquadrome and scenic waterways.
- The area provides a perfect balance of entertainment, shopping, and outdoor activities, suitable for families and individuals seeking a dynamic yet peaceful lifestyle.

Getting around

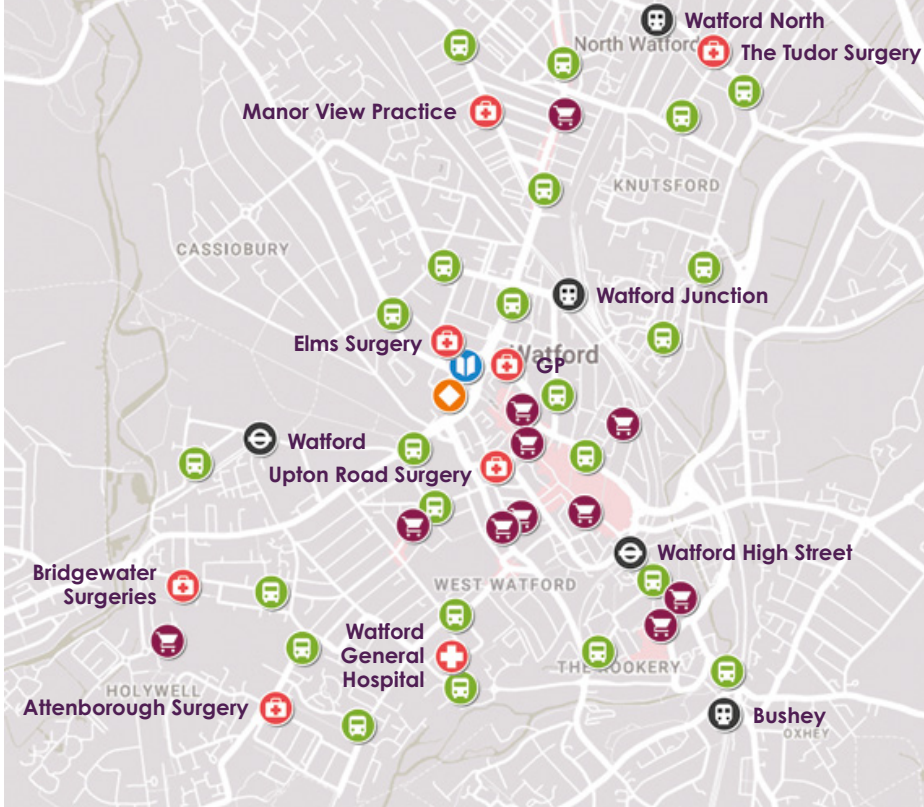
By bus

- Walford is served by Arriva and local operators, providing extensive connections within the town and to surrounding areas, including Rickmansworth.
- In Rickmansworth, local bus services connect to Walford and other nearby locations.
- Visit arrivabus.co.uk for routes and timetables.

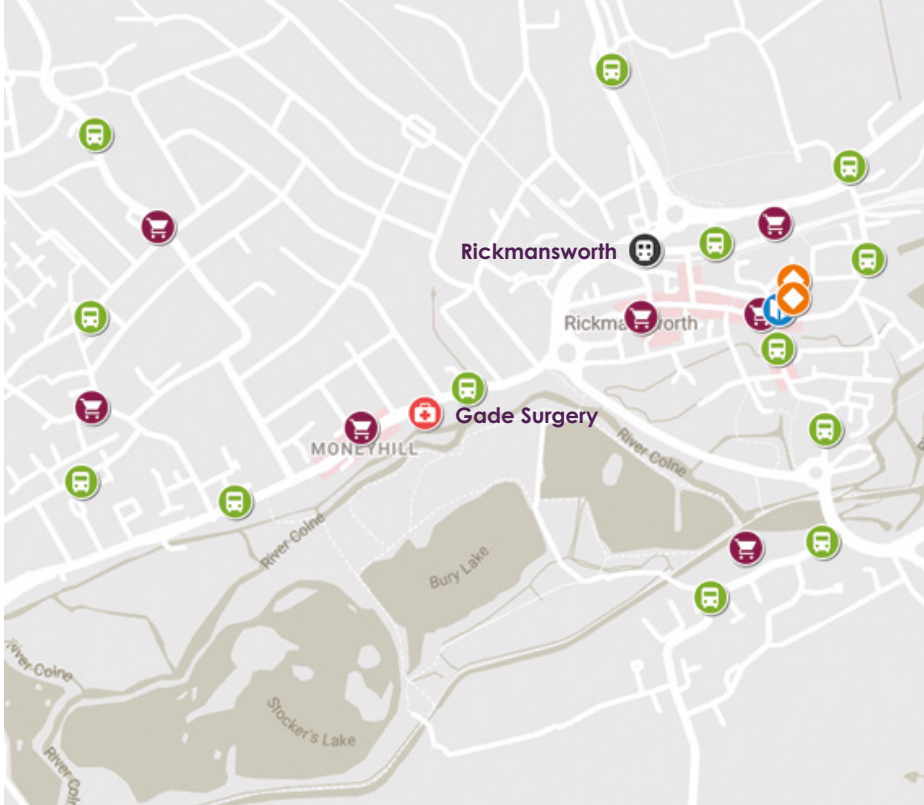
By rail

- Walford Junction Station: Direct trains to London Euston (approx. 20 minutes) and connections to the Midlands and the North.
- Rickmansworth Station: On the Metropolitan line of the London Underground, offering services to Central London, and Chiltern Railways services to Aylesbury.
- Visit ftl.gov.uk for London Underground services and nationalrail.co.uk for mainline trains.

Watford



Rickmansworth



Key

-  Train station
-  Supermarket
-  Library
-  Bus station
-  Tube station
-  Bus stop
-  Medical centre
-  Police station
-  Council offices

Finding accommodation

When renting property, UK law says that landlords must check that you are who you say you are and that you are allowed to live in the UK. More information on proving your right to rent property can be found at [gov.uk/prove-right-to-rent](https://www.gov.uk/prove-right-to-rent)

Useful tips

When considering a new home, it's crucial to think about your preferred location. Deciding on an area simplifies the search. Consider proximity to your workplace and essential amenities like shops, gyms, supermarkets, churches, childcare facilities, schools, and parks. Research public transport availability, including the frequency, cost, and travel times of bus services, as well as the location of train and bus stations. Remember, rural areas often have less public transport than major cities or towns. Communities 1st has developed a Top Tip Guide for finding Accommodation in the UK.

Be aware that some landlords offer "all inclusive" rent, which might cover some of these costs. It's important to understand exactly what is included in the rent before committing to a property.

Before moving into a rental property, you will typically need to pay the first month's rent in advance, a tenancy deposit, and possibly a holding deposit if you're renting through a letting agent. For advice on paying bills visit: [moneyhelper.org.uk/en/homes/renting](https://www.moneyhelper.org.uk/en/homes/renting)

Rental cost guide (£/pcm)

| Bedrooms | Watford | Rickmansworth |
|----------|---------|---------------|
| Studio | £900 | £1,000 |
| 1 Bed | £1,250 | £1,400 |
| 2 Bed | £1,500 | £1,650 |
| 3 Bed | £1,900 | £2,100 |

Local letting/estate agents

- Fairfield Estate Agents
- Imagine Estate Agents
- Sewell & Gardner
- Trend & Thomas
- Your Move

Agent portals

- homestay.com
- onthemarket.com
- rightmove.co.uk
- zoopla.co.uk

Watford and Rickmansworth



Local NHS services and facilities

GP Practices: Numerous practices in Watford and Rickmansworth. To find a local GP, visit [nhs.uk](https://www.nhs.uk)

Walk-in Centres and Minor Injury Units: For non-emergency care, there are various centres in and around Watford and Rickmansworth.

Watford General Hospital: A major NHS hospital located in Watford, offering a wide range of services including A&E. Approximately five minutes from Watford town centre.

Rickmansworth: Residents typically use Watford General Hospital for major health services.

West Hertfordshire Hospitals NHS Trust manages Watford General Hospital. Contact: **01923 244366**.

Useful contacts

| | |
|-------------------------------|-----------------------------------|
| NHS | 111 or in an emergency 999 |
| Hertfordshire Police | 101 or in an emergency 999 |
| Watford Borough Council | 01923 226400 |
| Three Rivers District Council | 01923 776611 |
| Hertfordshire County Council | 0300 123 4040 |
| Citizens Advice Hertfordshire | 0800 144 8848 |

Who are Communities 1st?



1st Floor, Ver House,
Park Estate, Frogmore
St Albans AL2 2WH

[communities1st.org.uk](https://www.communities1st.org.uk)

Communities 1st is committed to offering rounded pastoral support for international health and social care recruits transitioning to life in the UK. Our comprehensive service, delivered through a combination of dedicated staff and enthusiastic volunteer buddies, focuses on individualised 1:1 support and a range of group activities, ensuring a smooth integration into the UK lifestyle.

Don't miss the opportunity to benefit from our well-structured and holistic programmes. Reach out to us today to find out how we can collaborate to create a positive and seamless transition for your recruits.

For more information

Visit: www.communities1st.org.uk
Email: buddy@communities1st.org.uk
Call: **01727 649980**

@Communities1st

